



**HSS ADVISORY SDN BHD**  
(722956-M)

**Tax & Business Advisors**

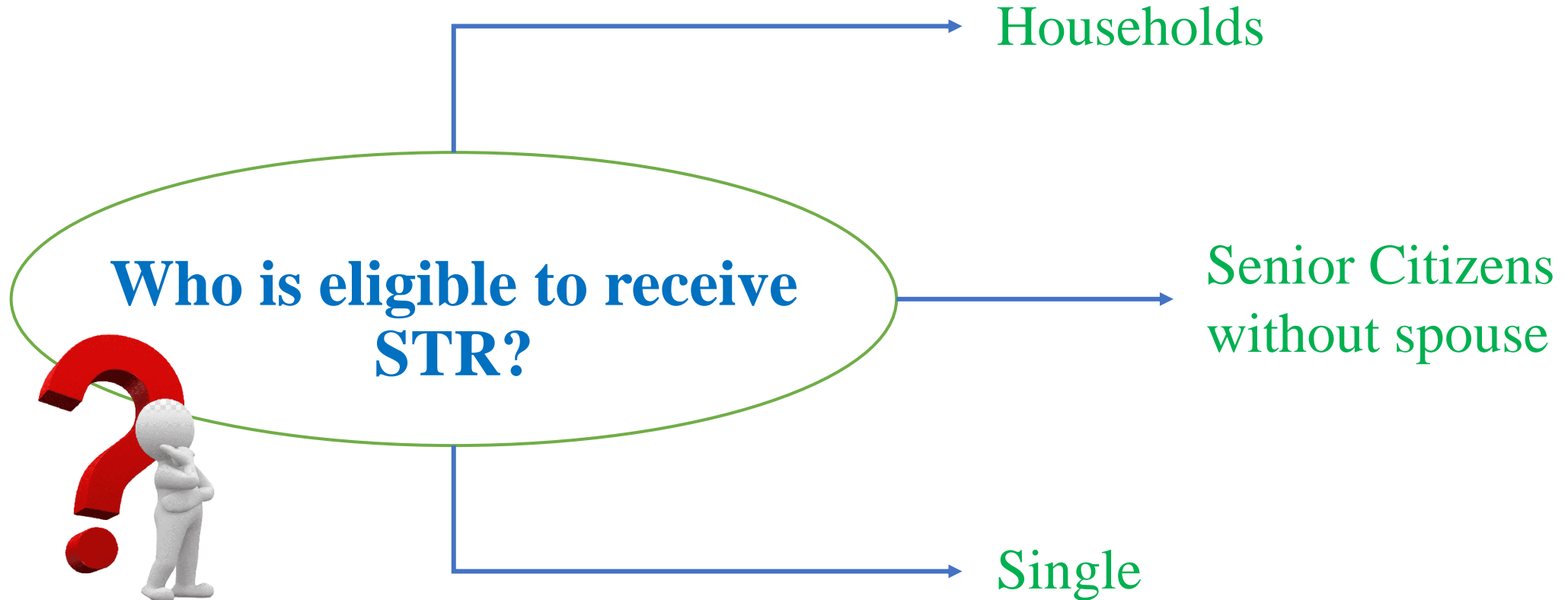
# **SUMBANGAN TUNAI RAHMAH 2023**

Prepared by: HSS Advisory Sdn Bhd



## What is Sumbangan Tunai Rahmah (STR)?

- STR is one of the initiatives under the **Payung Rahmah** concept which aims to help the underprivileged in **facing the cost of living challenge.**



## **Eligibility by category:**

### **1) Household**

**a) Married; or**

**b) Single Mother or Father / Widow / Widower who has children who meet the conditions; and**

**c) Household income is RM5,000 and below.**



## Eligibility by category:

### 2) Senior Citizen without Spouse

- a) Single or Single Mother or Father / Widow / Widower who does not have children who meet the requirements; and**
- b) The age limit is 60 years and above; and**
- c) Household income is RM5,000 and below.**





## Eligibility by category:

### 3) Single

- a) **Single or Single Mother or Father / Widow / Widower who does not have children who meet the requirements; and**
- b) **The age limit is within 21-59 years; and**
- c) **Single income is RM2,500 and below.**





- **Note** : Single individuals **aged 21 years and above who are still studying full-time at Public / Private Higher Education Institutions** are only allowed to be included in the information of children / dependents of the household application and are not allowed to apply as single individuals





## **When will STR applications open?**

- i. Online from 1 March 2023 - 31 March 2023**
- ii. Manual from 8 March 2023 - 31 March 2023**

**\*subjected to changes from time to time**





## Application method

**Online application:** You can visit the following website at <https://bantuantunnai.hasil.gov.my>. In addition, applications can also be made through the Sumbangan Tunai Rahmah App by downloading it from the Play Store or App Store.

**Manual application:** Go to IRB Office, IRB Satellite Office (PS), IRB Revenue Service Center (PKH) and IRB Urban Transformation Center (UTC) by filling in and submitting the STR Application Form, (BK-01).

## How to apply?

**MySTR information** is based on **MyBKM 2022** information.

Log in to your mySTR account at Bantuan Tunai official website. If your log in is **successful**, you only need to **update** your latest information. But if your log in is **unsuccessful**, you need to make a **new application** via either online or manually using form.



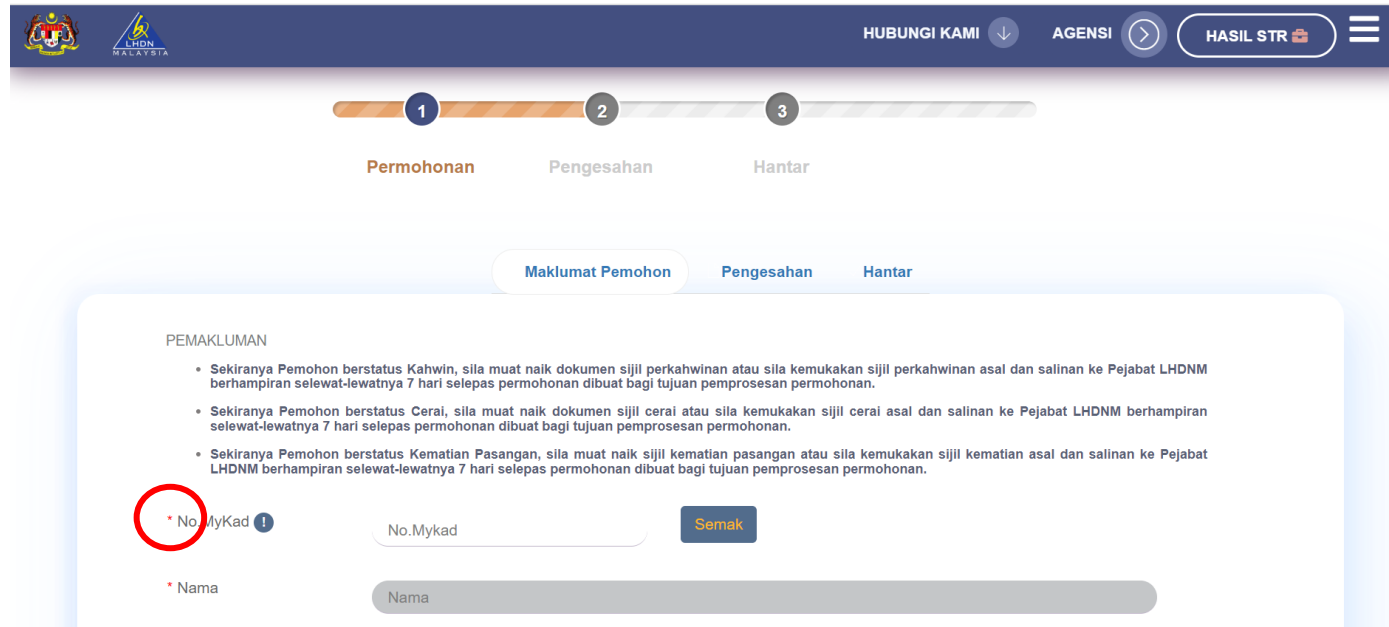
# How to apply online? – If **unsuccessful** log in

**Step 1:** Log in to <https://bantuantunai.hasil.gov.my> and click on ‘Permohonan Baharu’



# How to apply online? – If **unsuccessful** log in

**Step 2:** Fill in the applicant's information. Fields marked with (\*) are mandatory.



The screenshot displays the LHDNM (LHDN MALAYSIA) online application portal. At the top, there are navigation links: 'HUBUNGI KAMI', 'AGENSI', and 'HASIL STR'. A progress bar indicates three steps: 1. Permohonan (highlighted in orange), 2. Pengesahan, and 3. Hantar. Below the progress bar, there are three tabs: 'Maklumat Pemohon' (selected), 'Pengesahan', and 'Hantar'. The main content area is titled 'PEMAKLUMAN' and contains three bullet points regarding document requirements for different marital statuses. Below the information, there are two input fields: '\* No. MyKad' (with a red circle around the asterisk) and '\* Nama'. The 'No. MyKad' field has a 'Semak' button next to it. The 'Nama' field is currently empty.

HUBUNGI KAMI ↓ AGENSI > HASIL STR

1 2 3

Permohonan Pengesahan Hantar

Maklumat Pemohon Pengesahan Hantar

PEMAKLUMAN

- Sekiranya Pemohon berstatus Kahwin, sila muat naik dokumen sijil perkahwinan atau sila kemukakan sijil perkahwinan asal dan salinan ke Pejabat LHDNM berhampiran selewat-lewatnya 7 hari selepas permohonan dibuat bagi tujuan pemprosesan permohonan.
- Sekiranya Pemohon berstatus Cerai, sila muat naik dokumen sijil cerai atau sila kemukakan sijil cerai asal dan salinan ke Pejabat LHDNM berhampiran selewat-lewatnya 7 hari selepas permohonan dibuat bagi tujuan pemprosesan permohonan.
- Sekiranya Pemohon berstatus Kematian Pasangan, sila muat naik sijil kematian pasangan atau sila kemukakan sijil kematian asal dan salinan ke Pejabat LHDNM berhampiran selewat-lewatnya 7 hari selepas permohonan dibuat bagi tujuan pemprosesan permohonan.

\* No. MyKad ⓘ No. Mykad Semak

\* Nama Nama

## How to apply online? – If **unsuccessful** log in

**Step 3:** After all information has been filled, confirm by entering the Captcha Code displayed on the screen and press the “SAHKAN CAPTCHA” button.



The screenshot displays the online application interface. At the top, there is a navigation bar with the LHDN Malaysia logo, contact information, and a menu. Below the navigation bar is a progress indicator with three steps: 1. Permohonan, 2. Pengesahan, and 3. Hantar. The current step, Pengesahan, is highlighted. Below the progress indicator, there are three tabs: Maklumat Pemohon, Pengesahan, and Hantar. The main content area shows a message: "Untuk teruskan proses permohonan, sila isi Captcha dan tandakan pengakuan untuk paparkan bahagian simpan / hantar". Below this message, there is a captcha image showing the letters "TTEKBI" (circled in red). To the right of the captcha image is a button labeled "SAHKAN CAPTCHA" (circled in red). Below the "SAHKAN CAPTCHA" button is a button labeled "Sebelum".

# How to apply online? – If **unsuccessful** log in

**Final Step:** Submit the application form by clicking ‘Hantar’



# How to apply online? – If successful log in

**Step 1:** Go to <https://bantuantunnai.hasil.gov.my/>. Then, click the 'Log Masuk' button to update the application.





# How to apply online? – If successful log in

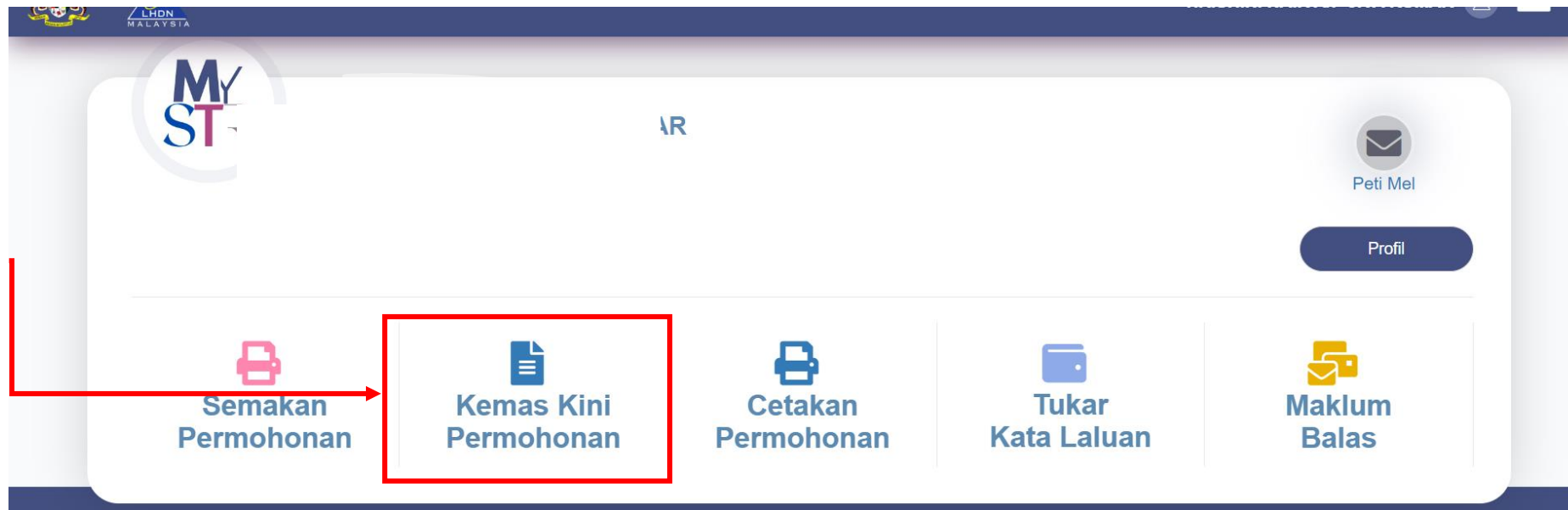
**Step 2:** Enter the registered 'User ID' and 'Password'.

A screenshot of a web application interface for 'SEMAK STATUS'. The title 'SEMAK STATUS' is displayed in large, light blue, uppercase letters at the top. Below the title is a white rectangular box containing a login form. Inside the box, there is a text input field with the placeholder text 'No Mykad / ID Pengguna'. Below the input field is a dark blue button with the text 'Semak' in yellow. At the bottom of the box, there is a link that says 'TERLUPA KATA LALUAN?'. A small blue information icon is located in the top right corner of the white box. The entire screenshot is framed by a light blue border.



## How to apply online? – If successful log in

**Step 3:** Click on the ‘Kemas kini’ button after logging in. Then fill in the applicant information again. Fields marked with (\*) are mandatory.



## How to apply online? – If successful log in

**Step 4:** After all information has been filled, confirm by entering the Captcha Code displayed on the screen and press the “SAHKAN CAPTCHA” button.



The screenshot displays the online application interface. At the top, there is a navigation bar with the logos of the Malaysian government and LHDN Malaysia, along with links for 'HUBUNGI KAMI', 'AGENSI', and 'HASIL STR'. Below the navigation bar is a progress indicator with three steps: 1. Permohonan, 2. Pengesahan, and 3. Hantar. The 'Pengesahan' step is currently active. The main content area shows a form with a tab labeled 'Pengesahan'. The instruction reads: 'Untuk teruskan proses permohonan, sila isi Captcha dan tandakan pengakuan untuk paparkan bahagian simpan / hantar'. A captcha image showing the characters '547KB' is highlighted with a red box. Below the captcha is a button labeled 'SAHKAN CAPTCHA', also highlighted with a red box. A 'Sebelum' button is visible below the 'SAHKAN CAPTCHA' button.

# How to apply online? – If successful log in

**Final Step:** Submit the application form by clicking ‘Hantar’





## STR payment

Category	Income	Number of Children			
		0	1-2	3-4	≥5
Household	RM2,500 and below	RM1,000	RM1,500	RM2,000	RM2,500
	RM2,501 - RM5,000	RM500	RM750	RM1,000	RM1,250
Senior Citizen Single/No Spouse	RM5,000 and below	RM600			
Single	RM2,500 and below	RM350			

## STR payment will be implemented as follows:

No.	Payment Phase	Payment Date
1	Phase 1	Starting January 17, 2023 by stages
2	Phase 2	April*
3	Phase 3	July*
4	Phase 4	November*

**\*subjected to changes from time to time**



## How is STR payment method implemented?

### i. Credited to Bank Account

Payment will be credited to the recipient's / spouse's bank account in stages.

### ii. Cash payment at **Bank Simpanan Nasional (BSN)** if:

- a) No bank account information
- b) The crediting status shows failure



## What is the additional RM600 STR and who is eligible to receive?

The **additional rate of STR** amounting to RM600 is dedicated to household recipients that have been **identified as being in the extreme poor category**.

Eligibility for this additional rate is limited to:

- i. household recipients listed as Extreme Poor in e-Kasih data records; and
- ii. must have household income not exceeding PGK Miskin Tegar RM1,169 based on revenue agency cross-checks





## How is the STR additional rate contributed?

- This donation will be channeled in the **form of food baskets and also in the form of vouchers** for basic food items worth **RM100 for a period of 6 months.**





**HSS ADVISORY SDN BHD**  
( 7 2 2 9 5 6 - M )

**Tax & Business Advisors**

**Level 13A-03-03A, PJX-HM Shah Tower,  
16A, Persiaran Barat, 46050 Petaling Jaya, Selangor**

**Tel: +603-79320501**

**Website: [hssadvisory.com.my](http://hssadvisory.com.my)**

**Email: [admin@hssadvisory.com.my](mailto:admin@hssadvisory.com.my)/  
[info@hssadvisory.com.my](mailto:info@hssadvisory.com.my)**

**Please take note that the above information is provided gratuitously and without liability. We shall not be responsible or liable for any claims, loss, damages, costs or expenses arising in any way out of or in connection with any person relying upon such information.**